



Comhairle Chontae Chill Chainnigh
Kilkenny County Council

KILKENNY COUNTY COUNCIL GENDER PAY GAP REPORT 2023



Contents

1. Introduction

2. About us

- Local Government in Ireland
- Kilkenny County Council

3. Gender Pay Gap Reporting

- Gender Pay Gap Reporting 2023
- Who is included?
- What do we mean by the Gender Pay Gap?
- Mean and Median Gender Pay Gaps
- Quartiles
- Bonus and benefit-in kind
- Factors that can have an impact on the Gender Pay Gap

4. Our figures

- All employees
- Part-time employees
- Temporary employees
- Benefit-in kind
- Bonus payments

5. How we are supporting gender equality

- Fair and Transparent Recruitment Practices
- Work Life Balance
- Blended Working
- Learning and Development
- Health and Wellbeing
- Dignity at Work
- Equality, Diversity and Inclusion
- Public Sector Duty
- Women in Leadership
- Data Collection and Evidence-Based Policy Development.

1. Introduction

On behalf of Kilkenny County Council, the Elected Members and Staff, I welcome the opportunity to publish the 2023 Gender Pay Gap Report. This is the second year that Kilkenny County Council has published a Gender Pay Gap Report and the issue of gender pay difference continues to be an important one, not only to the workplace but to wider society. People are at the core of our organisation, and we continue to strive to promote and sustain an inclusive organisational culture which provides equality of opportunity and where every employee feels valued.

Local authorities are at the forefront of delivering services to our citizens. Kilkenny County Council is a place where all employees have the same opportunities for recognition and career development and are treated fairly and equitably at work. The Council continues to be committed to addressing workplace barriers to equality, supporting diversity and creating an open and inclusive workplace community. Many equality, diversity and inclusion initiatives and supports are already in place, and we will continue to work in this area. We will examine what this year's gender pay gap figures can tell us about our organisation and this will help inform our action plans for 2024.

Lar Power, Chief Executive, Kilkenny County Council



2. About us

Local government in Ireland

There are 31 local authorities and 3 regional assemblies in Ireland. Local authorities are the closest and most accessible form of government to citizens. They have responsibility for the delivery of a wide range of services in their local area, with a focus on making cities, towns, villages and the countryside attractive places in which to live, work and invest. Local authority services make a significant contribution to the physical, cultural, social and environmental development of communities and include housing, planning, infrastructure, environmental protection and the provision of amenities and recreation and community infrastructure.

Local authorities play a key role in promoting social inclusion and quality of life and supporting economic development and enterprise at a local level. Local authorities take the lead role in shaping the strategic vision of the county or city. They also work in partnership with other state, public and private bodies in the delivery of critical infrastructure and shared services. Local authorities deliver hundreds of services and implement policy across a range of areas including:

Arts and culture	Libraries
Climate action	Parks and open spaces
Community services	Planning
Economic development	Roads and transport
Environment	Tourism
Housing	

Local authority employees come from a wide range of backgrounds with diverse skill sets, qualifications and experience. Roles in the sector include:

Accountants	
Administrators	General service and tradespeople
Apprenticeships	Graduates
Archaeologists	Health and Safety
Architects	Information technology
Archivists	Library services
Conservation officers	Planners
Engineers	Senior management roles
Fire services	Technicians

Working for Kilkenny County Council gives our employees the opportunity to gain experience at the heart of local government and to make a real difference for Kilkenny City and County. Everything we do in Kilkenny County Council is geared towards making County Kilkenny a great place to live and work and our employees play a vital role in that ambition.

Kilkenny County Council

Located in Leinster, County Kilkenny offers natural, unspoilt landscape, outstanding amenities, quality of life, vibrant urban centres, and active rural communities. Kilkenny County Council employs a workforce of over 700 employees and offers a wide range of diverse and exciting career opportunities. As an organisation, Kilkenny County Council seeks to enhance the county's attraction as a place in which to invest, work, and live, and takes the lead role in shaping the strategic vision of the county. We provide a diverse, multi-layered, and evolving range of services to both citizens and visitors to Kilkenny County which include the provision of housing, planning, development, environmental, roads and traffic, leisure and community services.

Our employees work in a dynamic and progressive local authority which promotes training and development of our employees who are our most valuable resource.



3. Gender Pay Gap Reporting

Gender pay gap reporting 2023

The Gender Pay Gap Information Act, 2021 requires organisations with over 250 employees to report on their Gender Pay Gap. 2023 is the second year that organisations will have to report on their Gender Pay Gap. Organisations are asked to select a 'snapshot' date in the month of June. The reporting period is the 12-month period immediately preceding and including the snapshot date, which for local authorities, the snapshot date is 30 June 2023. Organisations have six months to prepare their calculations, before reporting six months later during December 2023. The information must be published on the employer's website or in some other way that is accessible to all its employees and to the public.

Who is included?

All persons employed by the employer on the snapshot date, including employees not rostered to work on that date and employees on leave. The mean and median figures must also be given separately for part-time and temporary employees.

What do we mean by the gender pay gap?

The Gender Pay Gap calculates the percentage difference between the average earnings of males and females irrespective of their role. The Gender Pay Gap is not the same as equal pay. Employment Equality legislation provides for equal pay for like work. All male and female employees in the local government sector are paid equally for work that is the same or similar or for work of equal value, therefore this report does not examine equal pay. Rates of pay within the sector are agreed through national wage agreements negotiated regularly between employers and staff representatives. Most employees are paid according to an incremental salary scale and the salary ranges for various roles are available on the local government jobs website at www.localgovernmentjobs.ie

Mean and Median Gender Pay Gap

The Gender Pay Gap calculates the percentage difference between the average earnings of males and females irrespective of their role, using the following measures:

MEAN GENDER PAY GAP
This shows the % difference between the average hourly rate of pay for males and average hourly rate of pay for females
$\frac{(\text{average male hourly rate}) - (\text{average female hourly rate})}{\text{average male hourly rate}} \times 100$

MEDIAN GENDER PAY GAP

This shows the % difference between the
median hourly rate of pay for males
and
median hourly rate of pay for females

$$\frac{(\text{median of male hourly rates}) - (\text{median of female hourly rates})}{\text{median of male hourly rates}} \times 100$$

The **mean** is the average. It is calculated by getting the difference between the average hourly rate of pay for males and the average hourly rate of pay for females (male hourly rate minus female hourly rate), expressed as a percentage of the male hourly rate. If this figure is negative, the average hourly rate of females is higher than the average hourly rate of males on the snapshot date. If this figure is positive, the average hourly rate of males is higher than the average hourly rate of females on the snapshot date.

The **median** is the figure that falls in the middle of a range where the salary of all relevant employees is listed, from the lowest to the highest. This can provide a more accurate representation of the 'typical' differences in pay.

It is useful to look at both the mean and median figures, as each one can tell us something different about the underlying factors affecting the pay gap. For example, a small number of higher paid employees can impact the mean figure and if this is the case, the median figure may be more representative of difference between what a male and a female is paid. If there is a significant difference between an organisation's mean and median pay gap, this may indicate that the data is impacted either by the presence of very low earners (making the mean lower than the median) or by a group of higher earners (making the mean higher than the median). It is also important to remember that this report uses data on a snapshot date in June. Gender pay gaps can fluctuate from month to month and across quartile pay bands, depending on changes to headcount. However, headline figures will give a good indication of the differences between average earning between males and females.

Quartile Pay Bands

Dividing employees into four more-or-less equal groups (or quartiles) with pay graded from lowest to highest helps us to examine pay across different levels of the organisation. Organisations must report on the percentage of employees who fall within the lower, lower middle, upper middle and upper quartile hourly pay bands. In order to group employees into these Quartile Pay Bands, the organisation lists all employees from lowest to highest, based on their hourly rates. The employees are then divided into four equal groups or Quartiles based on this - lower, lower middle, upper middle and upper. The employer then shows the proportion of male and female employees in each quartile as a percentage e.g. percentage of male employees in the lower quartile and percentage of female employees in the lower quartile (and so on).

Bonus and benefit-in-kind

Figures must also be provided for bonus payments or benefit-in-kind payments if these apply. Bonus payments do not apply within the local government sector.

Benefit in Kind may arise in certain circumstances, such as where some professional fees are paid by the employer.

Factors that can have an impact on the gender pay gap

As mentioned, this report does not look at equal pay. Every employee, regardless of gender is paid equally for work that is the same or similar or for work of equal value. However, differences between what employees are paid can be impacted by a number of complex factors including:

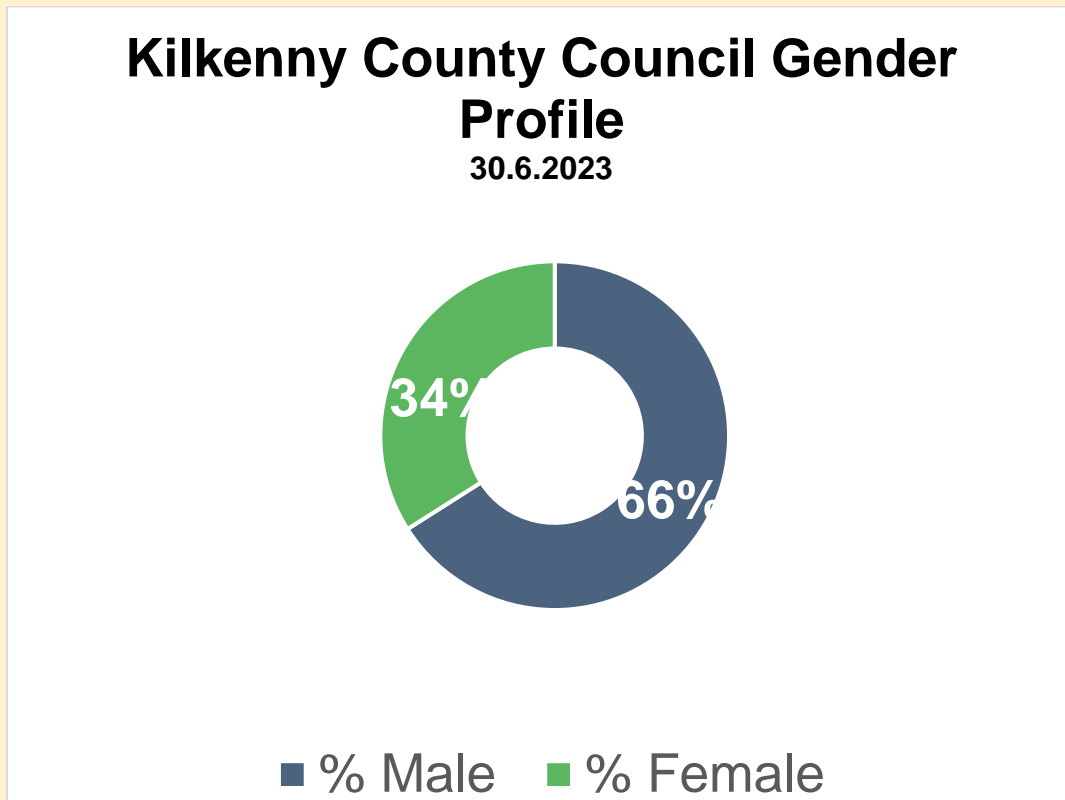
- Occupational segregation – some job categories or occupations may have traditionally attracted more females than males or vice versa.
- Working patterns – full-time and part-time work. It may be that more females than males seek part-time work or career breaks and although this does not impact on their hourly rate of pay, it may impact on choices around career progression.
- Length of service – incremental pay increases may mean that new joiners are paid less than more experienced employees.
- Time of year – temporary or seasonal workers may be recruited for different roles which may attract a different rate of pay.
- Gender breakdown of senior roles at higher salaries – a small number of higher paid employees can affect the average figures.
- Gender breakdown of lower paid roles – a large number of lower paid employees can affect the average figures.

If an organisation reports a **positive gender pay gap**, it does not mean that females are paid less than males for doing the same job, but it does show that, on average, males occupy higher paid roles than females.

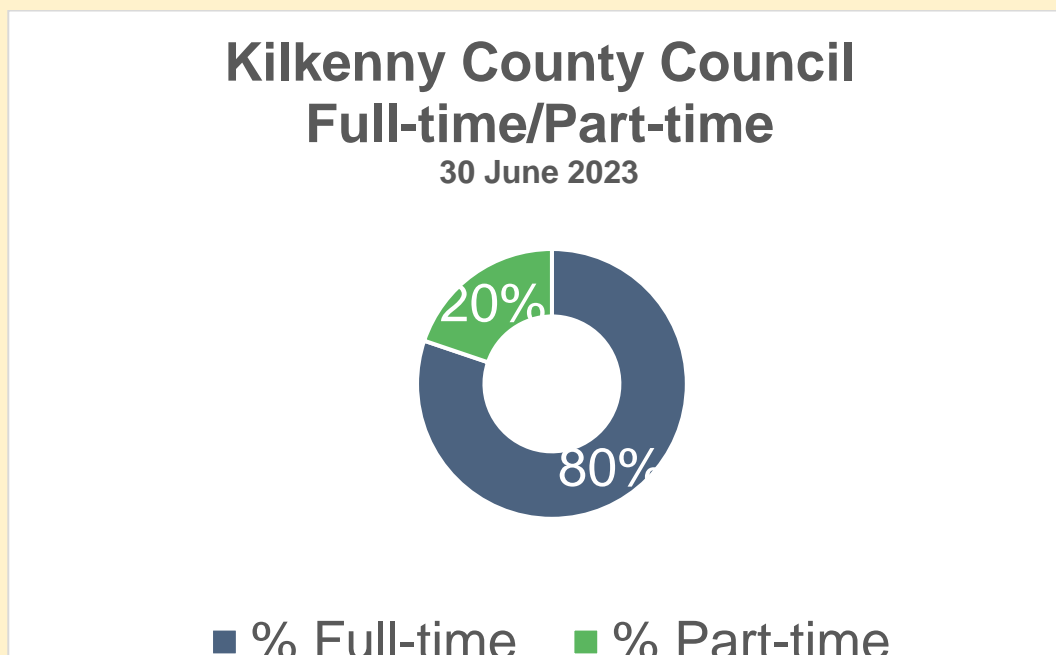
If an organisation reports a **negative gender pay gap**, it does not mean that males are paid less than females for doing the same job, but it does indicate that, on average, females occupy higher paid roles than males.

The larger the positive or negative pay gap is, the more marked the differences in hourly rates of pay will be and the more males or females proportionally working in either higher or lower paid roles within the organisation.

4. Our Figures

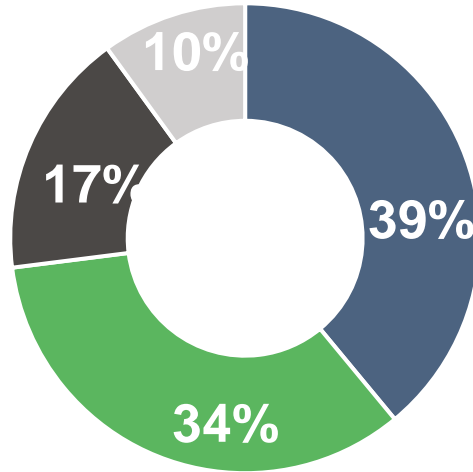


Info Graphic 1. % of All Employees By Gender



Info Graphic 2. % of All Employees By Full/Part-time

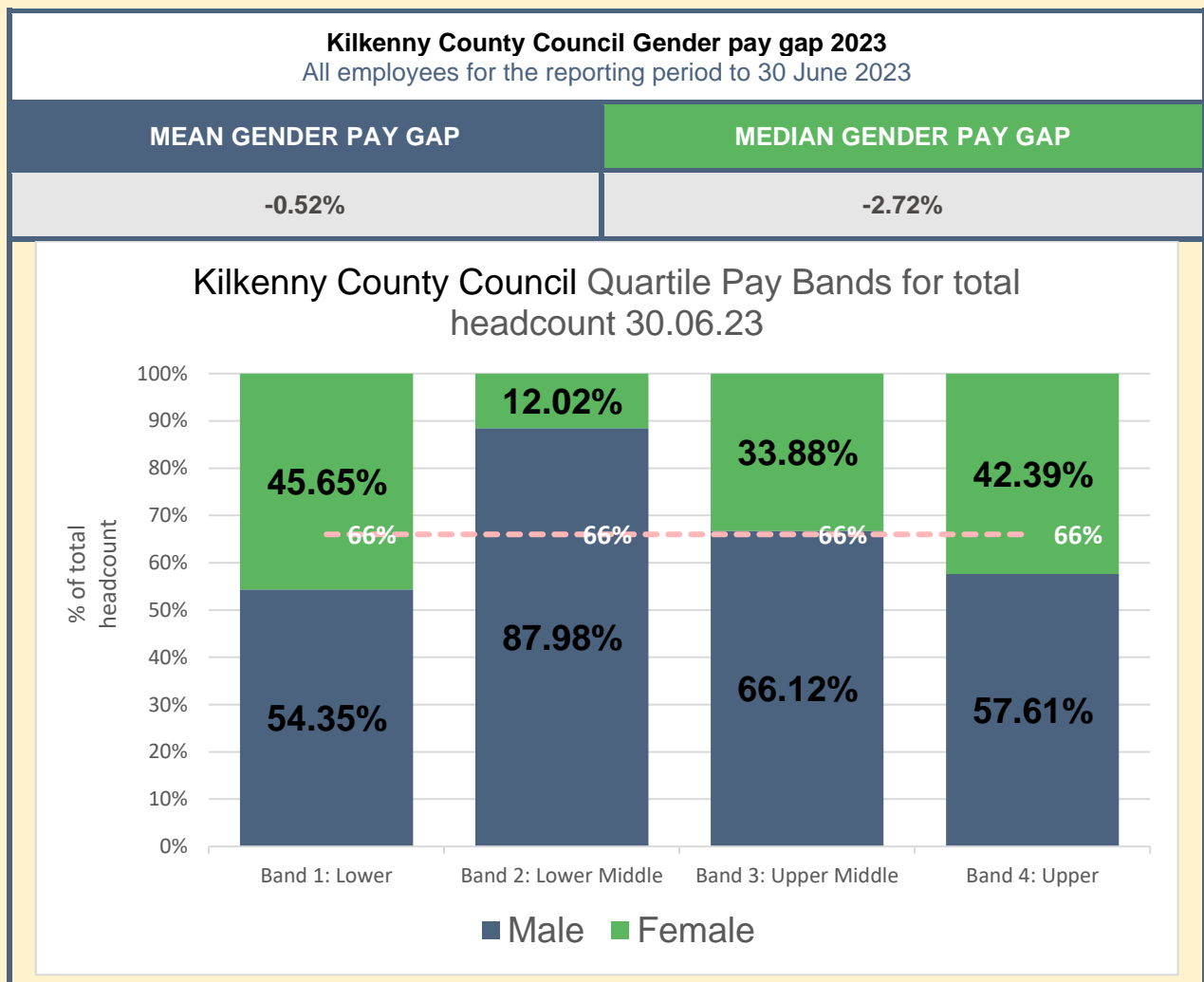
Kilkenny County Council Job Category



- % General Services
- % Management & Administrative
- % Professional & Technical
- % Fire Service

Info Graphic 3. % of All Employees by Job Category

Mean and Median Gender Pay Gap - all employees



Info Graphic 4. Gender for Quartile Bands – Total Headcount

Note: 66%/34% (male:female) is the gender breakdown of all employees on 30 June 2023. This is shown in the dotted line above.

The Mean Gender Pay Gap shows that on average, females are paid 0.52% more than males. The Median Gender Pay Gap shows that the median rate of pay for females is 2.72% higher than the median rate of pay for males.

Looking at the distribution of employees across the four Quartile Pay Bands helps us examine pay at different levels of the organisation. These Quartile Pay Bands show the distribution of male and female employees by Pay Band across the organisation. (Kilkenny County Council listed all employees from lowest to highest, based on their hourly rates, then divided this into four equal Pay Bands or Quartiles - lower, lower middle, upper middle and upper. This shows the proportion of male and female employees in each quartile. The split for each of the 4 quartiles shown above is broadly in line with our workforce demographics of 66%

male and 34% female. There is a higher proportion of males in Band 1, and Brand 2 reflecting that there are proportionately more males at lower grades. There is also a slightly higher proportion of males in the Band 3 and Band 4, reflecting that there are proportionately more males in higher grades, however a 58%:43% gender breakdown in senior grades is to be welcomed and reflects progress on gender balance in senior roles. Both more males or females at the lower grades and fewer males and females at higher grades can affect the mean and median pay gaps.

Mean and Median Gender Pay Gap - Part-time employees

Kilkenny County Council Gender pay gap 2023 Part-time employees for the reporting period to 30 June 2023	
MEAN GENDER PAY GAP	MEDIAN GENDER PAY GAP
-17.78%	-8.96%

Approximately 20% of all our employees on 30 2023 June were working part-time. Of these, 61% are male and 39% are female. Factors influencing the pattern of part-time employees across the organisation include a range of flexible work options for part-time work, which, while available to all employees, have a greater take-up of in administrative and clerical job categories. Another factor is job categories where part-time work is an occupational feature of the role, including the fire service, library service, community wardens and caretakers for burial grounds.

Mean and Median Gender Pay Gap - Temporary employees

Kilkenny County Council Gender pay gap 2023 Temporary employees for the reporting period to 30 June 2023	
MEAN GENDER PAY GAP	MEDIAN GENDER PAY GAP
6.96%	25.44%

On 30 June 2023, approximately 16% of our employees on were employed on temporary contracts. Of these, the majority, 59%, are male and 41% are female. These contracts include temporary/seasonal employees such as lifeguards, community wardens and general operatives, as well as graduate engineers, veterinary inspectors, technicians and drivers/machinery operators.

Benefit in kind

On 30 June 2023 0.0% of male employees received a Benefit in Kind payment and 0.0% of females received a Benefit in Kind payment.

Bonus payment

Bonus payments do not feature as part of pay in the local government sector.

5. How we are supporting Gender Equality

Fair and transparent recruitment practices

- As an equal opportunities' employer, we work to promote a culture of equality and we strive to embrace genuine equality of opportunity through our recruitment and selection process which is open to all.
- We provide appropriate assistance and accommodation throughout our recruitment and selection process, including providing easily accessible interview facilities, agreeing an appropriately timed interview, and supplying or arranging appropriate equipment.
- All our Interview Boards are gender balanced and our job descriptions and job advertisements are gender neutral.
- We provide training and support, open to all employees to help them prepare for job applications and interviews.
- Employees are paid according to an incremental salary scale, and we offer strong career progression opportunities which are open to all employees.

Work life balance

- We offer a wide range of flexible working and leave options which are available to all employees, including career breaks, paid maternity and adoptive leave, paid paternity leave, parent's leave, parental leave, shorter working year schemes and work-sharing.

Blended working

- Blended working is now a part of our flexible working policies with flexible options to combine office and home working.
- We provide access to the Cycle to Work Scheme and the Tax Saver Scheme, to reduce commuting costs.

Learning and development

- We are committed to providing ongoing learning and development opportunities so that all employees can develop to their full potential. All employees are actively encouraged to pursue education opportunities through the Education Assistance Scheme, with study and examination leave also available.

Health and Wellbeing

- The health and wellbeing of all employees is paramount and a healthy work-life balance is important to us in. We offer a comprehensive employee occupational health and wellbeing programmes including an Employee Assistance Programme through Inspire. Kilkenny County Council launched its first Employee Wellbeing Strategy in October 2023.

Dignity at Work

- We promote and support a culture of dignity, respect and equality. We have a Dignity at Work Policy and employees and managers have received training and support in the implementation of the policy.

Equality, Diversity and Inclusion

- Kilkenny County Council is continually developing as an employer of choice to attract, develop and promote an inclusive and diverse employee population.
- Kilkenny County Council continues to design and provide responsive services and customer care that meet the needs of an increasingly diverse customer base.
- Kilkenny County Council progressively embeds the Public Sector Duty in its current management, policy development and service delivery processes.

Public Sector Duty

- Kilkenny County Council progressively embeds the Public Sector Duty in its current management, policy development and service delivery processes.
- The Public Sector Duty is set out in Section 42 of the Irish Human Rights and Equality Commission Act, 2014. Section 42 requires a public body, in the performance of its functions, to have regard to the need to eliminate discrimination, promote equality of opportunity and treatment of its staff and the persons to whom it provides services and protect human rights of its members, staff and the persons to whom it provides services.
- Public bodies are required to set out in a manner that is accessible to the public in its strategic plan an assessment of the human rights and equality issues it believes to be relevant to its functions and purpose and the existing or proposed policies, plans and actions to address those issues. Furthermore, public bodies are required to report annually on developments and achievements in that regard in its annual report in a manner that is accessible to the public.
- Kilkenny County Council acknowledges the commonality of purpose stated in both the “Duty” and Gender Pay Gap reporting requirements and the publication of this report serves to underline and support the three-step approach advocated by the IHREC i.e., Assess, Address and Report.

Women in leadership

- Our Senior Management Team comprises the following gender balance 60% Male and 40% Female and we aim to work on developing Women in Leadership programmes.

Data collection and evidence-based policy development

- We welcome the opportunity to report on our gender pay gap and have worked collaboratively across the sector to provide a standard and consistent approach to reporting. We will work with the LGMA and our colleagues in other local authorities to share learnings and best practice.

